



Scootle user guide for guest users

Version 1.0
April 2020

Table of contents

Background and access	3
Getting started	4
Home page	5
Home page functions	6
Login page	7
Access Scootle as a Guest User	8
Discovering learning content	9
Basic search	10
Advanced search.....	11
Find content by Australian Curriculum	12
Australian Curriculum content	14
Elaborations and digital resources	15
Browse content alphabetically	16
Browse content by topic	17
Understanding and refining search results	18
Search result page	19
Change search results view	20
Search results display	21
Viewing learning content	22
View Details page - Education details	23
View Details page - Australian Curriculum	24
View content	25

Scootle

Background and access



Intended audience

This manual is specifically for **parents and other guest users** who intend to use Scootle to discover and use digital curriculum resources.

Background

The digital curriculum resources on Scootle include interactive multimedia learning objects and individual digitised items sourced from Australian and New Zealand cultural and scientific organisations.

Learning objects combine still and moving images, text, audio and animation to engage and motivate students and support their learning of concepts and skills in a range of curriculum areas from Foundation to Year 12.

Digital resources include museum artefacts, artworks, archival documents, photographs, archival and contemporary moving images, maps, posters, songs and speeches. In contrast to learning objects, which have in-built learning design, parents can use digital resources in a range of flexible ways to suit their own child's learning needs.

Scootle (<http://www.scootle.edu.au>) provides access to more than 20,000 items of digital curriculum content published by Education Services Australia. Parents can find interactive learning objects, images, audio files and movie clips via browse, search, and filter technology. They can create personal lists of favourite resources for quick access.

Parents can also rate and review the value of individual learning objects or digital resources. It is hoped that collaborative understanding of the pedagogical value of digital content in authentic teaching and learning contexts will grow nationally with this Web 2.0 feature.

Access

Parents and other guest users can use the Guest login to search and browse Scootle.

Conditions of use

<http://www.scootle.edu.au/ec/p/conditions>

A screenshot of the Scootle website's login interface. At the top, there's a navigation bar with links for Help, Register, Student login, Guest login, and a prominent Login button. Below this is a search bar with the placeholder text "Search by keyword or AC code" and a magnifying glass icon. To the right of the search bar are links for "Browse by Australian Curriculum", "Learning paths", and "Tools and resources". The main content area is titled "Login options". It is divided into two columns. The left column, "Log in via your education network", lists various Australian state and territory education departments with their logos and names: NSW Education, Tasmania, ACT, Government of South Australia, CENet, Brisbane Catholic Education, CECV, Northern Territory Government, and Queensland Government. A link "Need help logging in?" is at the bottom of this column. The right column, "Log in via Scootle", contains a form for users with existing accounts. It asks for a "Username (email address)" and a "Password", followed by a green "Login" button and a "Continue as guest" link. Below the form are links for "Forgot password?", "Don't have an account yet? Create one now!", and "Need a new registration confirmation link?".



Getting started
Home page overview and logging in

Overview

Home page

Featured functions

Scootle's key functions; or functions that have been added or updated recently

Featured resources

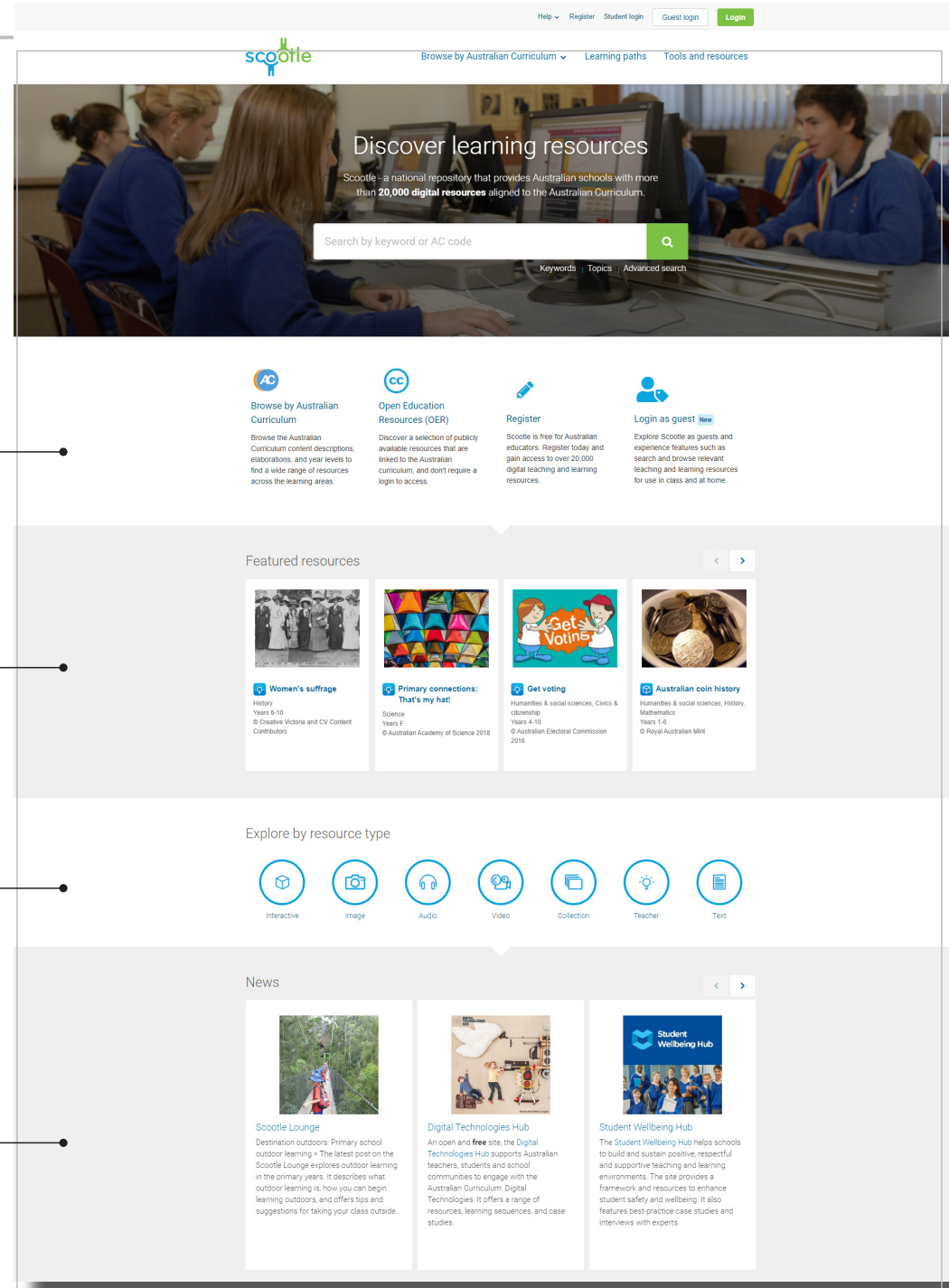
See the most popular resources, or what has been added to the site or updated recently.

Explore by resource type

This option allows you to narrow down your search by resource type. Selecting a resource type icon will navigate you to the Search results page, displaying all resources that fall under the selected resource type.

News

See what's new in the Scootle Lounge and ESA News; discover other websites that offer a range of free learning resources and ideas, case studies, online and offline learning activities.



Overview

Home page functions

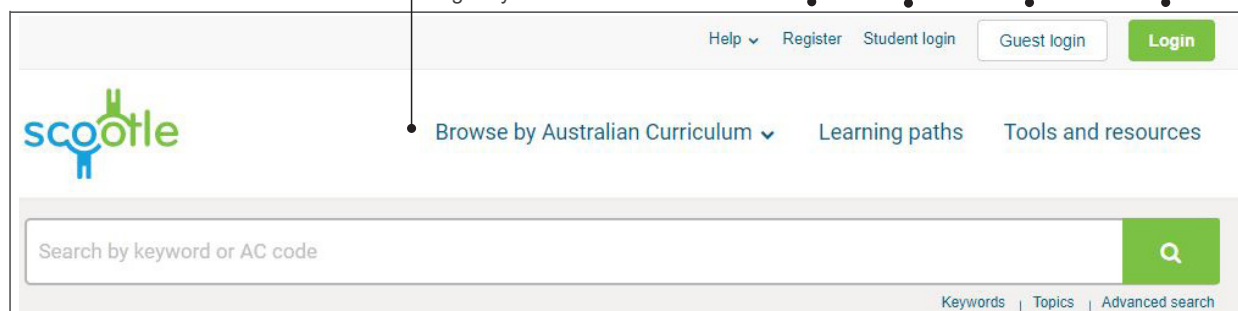
Browse by Australian Curriculum
Australian Curriculum lets you discover content available for each specific curriculum for the various levels.

Student login
The Student login is used by students to access learning paths created by teachers.

Register
If you do not have a Scootle account, the Register link will allow you to join Scootle, provided you meet Scootle's eligibility criteria.

Guest login
The Guest login link is used by parents and other unregistered users to search and browse learning resources for their own use.

Login
The Login link allows a registered user to log in to Scootle.



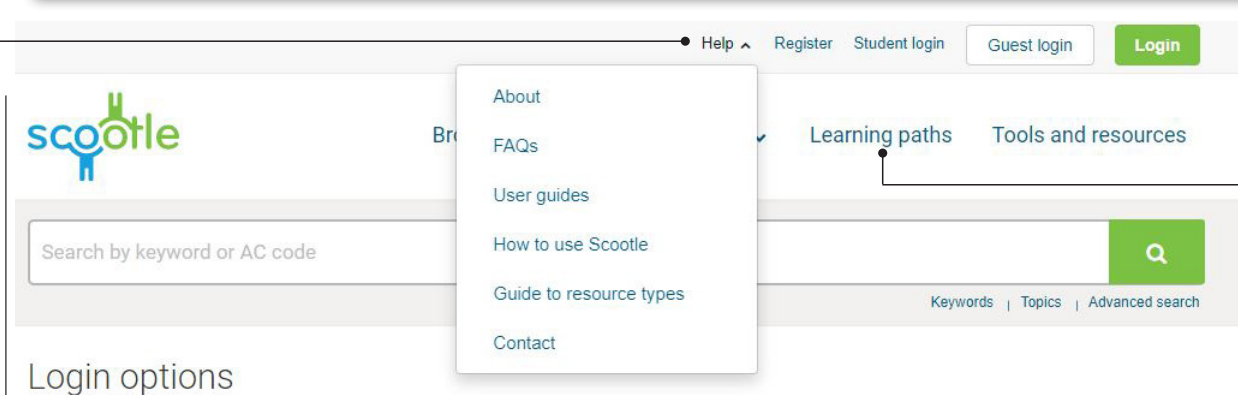
Help

About contains information, and a short video, on what Scootle is all about.

FAQs (Frequently Asked Questions) provide answers to many common questions about Scootle.

User guides contains links to download the Scootle user guide, Administrator user guide, School Manager user guide, and Parent/Guest user guide.

How to use Scootle provides ten ways you can maximise the functionalities available for you.



Learning paths
Learning paths allows you to create, share, and search for learning paths.

This feature is only available for registered Scootle users.

Overview

Login page



Help

If you have never used Scootle before, or require assistance, this is an excellent place to start,

Search

A Search box appears at the top of every page in Scootle. You can search all of the learning content in the repository using single or multiple keywords, or exact phrases. More detail is provided on page 10.

Login options

Registered Scootle users may log in to the system via their education network or via Scootle itself.

Browse by

This option allows you to browse for content rather than having to conduct a search. More detail is provided on page 12.

The screenshot shows the Scootle login page. At the top, there is a navigation bar with links for Help, Register, Student login, Guest login, and a green Login button. Below this is a search bar with the placeholder text 'Search by keyword or AC code' and a green search button. The main content area is titled 'Login options' and is divided into two sections. The left section, 'Log in via your education network', lists various Australian education networks with their logos and names: NSW Education, Tasmania, ACT, Government of South Australia, CENet, Brisbane Catholic Education, CECV, Northern Territory Government, and Queensland Government. The right section, 'Log in via Scootle', contains a form for Username (email address) and Password, with a green Login button and a 'Continue as guest' link. Below the form are links for 'Forgot password?', 'Don't have an account yet? Create one now!', and 'Need a new registration confirmation link?'. At the bottom of the page, there is a footer with links for 'Browse by' (Australian Curriculum, Keywords, Topics, Learning paths, Open Education Resources (OER)), 'Support' (About, FAQs, User guides, Guide to resource types, Contact), 'Useful links' (Tools and resources, ESA News, Scootle Lounge), and a 'Sign up for the ESA news' section with a 'Subscribe to ESA News' button. The footer also includes the Education Services Australia logo, a statement of support from the Australian Government, and social media icons for Twitter, Facebook, and YouTube.

Utility navigation

The utility navigation appears at the top of every page. It is the home base for logging in and out, and accessing your account page.

Tools and resources

Infrastructure and resources developed by ESA are available for all Australian educators.

Advanced search

This allows you to make specific, targeted searches of learning content by restricting the learning area, year level, content type and metadata fields searched. More detail is provided on page 11.

Social media

You can use the:

- Twitter link to view Scootle's Twitter page and the most recent Twitter updates. If you have a Twitter account, you can also follow Scootle by using this link.
- Facebook link to view Scootle's Facebook page and any news updates. If you have a Facebook account, you can also 'like' Scootle by using this link.

How to Access Scootle as a guest user



There are various ways to access the login for guests with no user inputs required.

The screenshot displays the Scootle homepage with several pathways to guest access highlighted by red boxes:

- Top Navigation:** A 'Guest login' button in the top right corner of the header.
- Main Content Area:** A large banner with the text 'Discover learning resources' and a search bar. Below the banner, a row of four icons includes 'Login as guest' with a 'New' tag, which is highlighted by a red box.
- Education Networks:** A section titled 'Log in via your education network' listing various Australian state and territory education departments (e.g., NSW Education, Tasmania, ACT, South Australia, Enet, Brisbane Catholic Education, ECV, Northern Territory Government, Queensland Government). A red box highlights the 'Continue as guest' button in the login options for these networks.
- Footer:** A row of four icons including 'Login as guest' with a 'New' tag, which is highlighted by a red box.



Discovering learning content

Searching and browsing using Scootle

Overview

Basic search

Basic search functionality is provided from every page of the Scootle website via the Search box.

A screenshot of the Scootle homepage. At the top right, there are links for "Help" and "Guest User". Below these, the Scootle logo is on the left, and "Browse by Australian Curriculum" and "Tools and resources" are on the right. The main banner features a photo of two students looking at a laptop, with the text "Discover learning resources" and "Scootle - a national repository that provides Australian schools with more than 20,000 digital resources aligned to the Australian Curriculum." Below this is a search box with the placeholder text "Search by keyword or AC code" and a green search button. Under the search box are links for "Keywords", "Topics", and "Advanced search". At the bottom, there are four sections: "Browse by Australian Curriculum" with an AC logo, "Open Education Resources (OER)" with a CC logo, "Register" with a pencil icon, and "Login as guest" with a person icon and a "New" tag.

Search box

This Search box (and "Advanced Search link") is available at the top of every page in Scootle. With it, you can search the full repository of digital curriculum resources. Searched fields include the title, description, topic, keyword and catalogue entry ID fields.

You can search using:

- a single keyword
- multiple keywords separated by spaces
- Boolean operators OR, AND, NOT
- An exact phrase inside double quotation marks.

Scootle is limited to displaying 500 search results.

Overview

Advanced search



The Advanced search page presents a number of filters, allowing you to perform a more specific search.

Source
Use these check boxes to determine which sources will be included in your search.
If you want to include web resources, select Web based resources. If you want to include content from the National Digital Learning resource Network select TLF.

The screenshot shows the Scootle Advanced search interface. At the top, there's a header with the Scootle logo, navigation links like 'Browse by Australian Curriculum', and user options like 'Help' and 'Guest User'. Below this is a search bar with the placeholder 'Search by keyword or AC code' and a green search button. The main section is titled 'Advanced search' and contains several filter categories: 'Fields' (checkboxes for metadata fields), 'Resource type' (checkboxes for content types), 'Year level' (checkboxes for school years), 'Source' (checkboxes for resource origins), 'Published between' (date range selector), 'Learning area' (dropdown menu), and 'Resource provider' (dropdown menu). Each filter category has a list of options with checkboxes or dropdown arrows. The 'Search' button is green and located to the right of the search bar. A 'Clear search' button is also present.

Keyword
Enter keyword(s) in the Search for field.

Fields
This section allows you to specify fields to search against. You may include multiple metadata fields in your search.

Resource type
The Resource type selection check boxes allow you to restrict your search to specific types of content. By default, the search covers all resource types.

Year level
The Year level section allows you to choose the audience the resources are aimed at based on schooling year levels.
You may select multiple year levels.

Search/Clear search buttons
Once you have specified your search criteria, click Search to search the repository.

Publication date
You may select content according to the time period in which it was published in the repository. (This should not be confused with resources that describe a certain time period, or the original creation date of a digital resource.)
Dates may be entered using the DD/MM/YYYY format (day-month-year, eg 12/03/2015, or by using the calendar icon and selecting a date from the drop-down calendar.

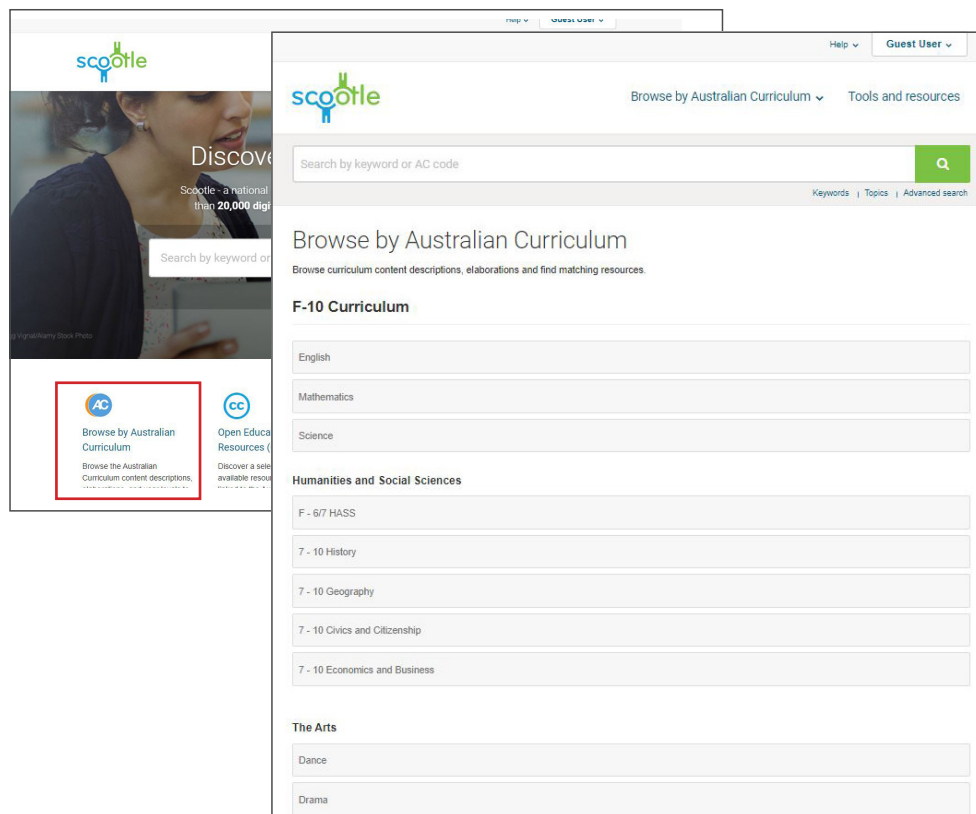
Learning area
You can select a learning area by using the Learning Area dropdown list.
Only one learning area can be selected at a time.

Resource provider
You can restrict your search to include only content provided by a certain institution or content provider, such as the Archives Office of Tasmania or the Powerhouse Museum.

How to find content by Australian Curriculum

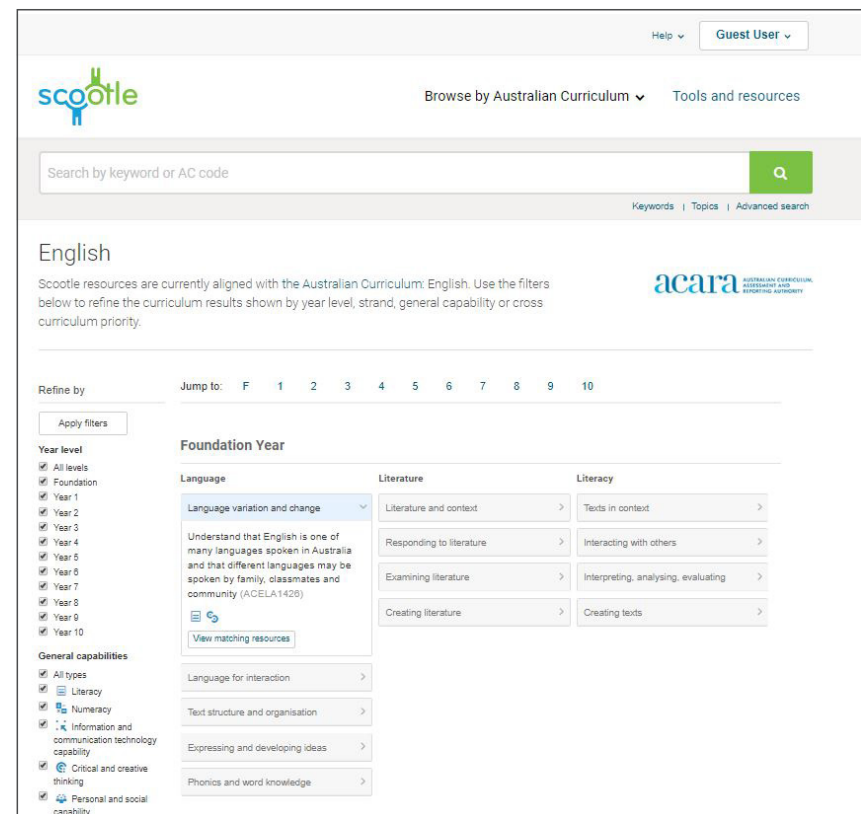


Step 1 Select an Australian Curriculum learning area



Begin by clicking Browse by Australian Curriculum in the Home page.

Step 2 View learning area



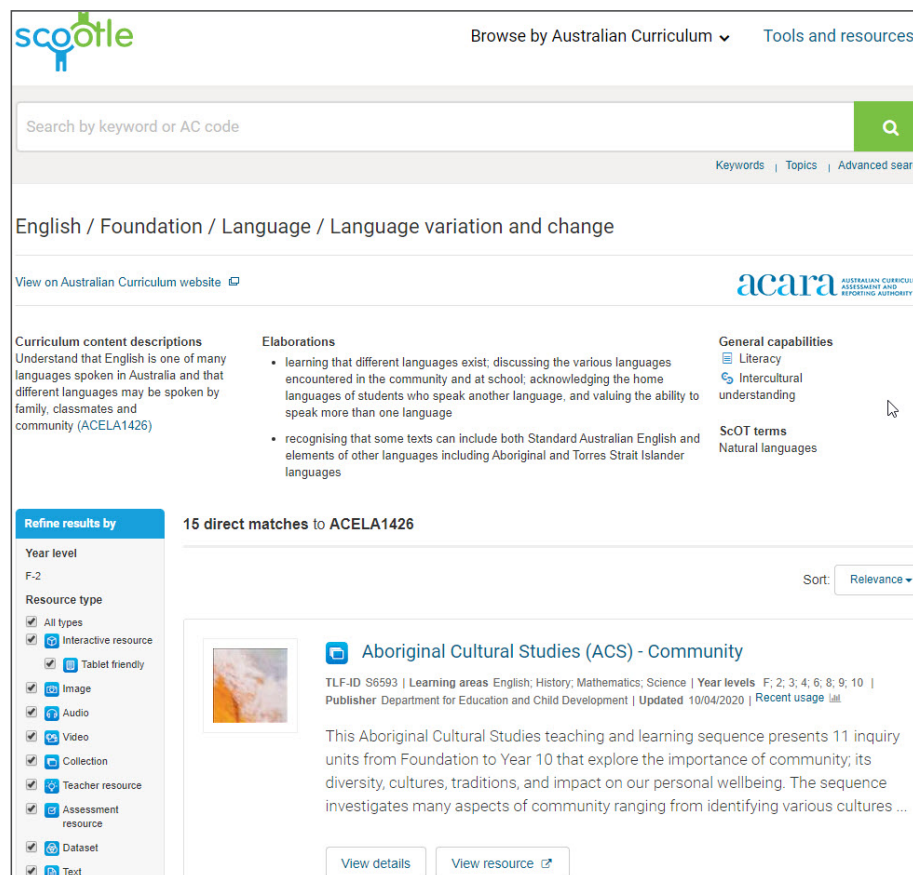
All strands and content descriptions for each year level that fall within the learning area you selected are displayed.

Click on a strand to view the available content descriptions.

Click matching resources to view elaborations and digital curriculum resources linked to the selected curriculum content description.

Step 3

View matching resources



The screenshot shows the scootle search results page. The top navigation bar includes the scootle logo, 'Browse by Australian Curriculum', and 'Tools and resources'. A search bar is present with the text 'Search by keyword or AC code'. Below the search bar, the breadcrumb trail reads 'English / Foundation / Language / Language variation and change'. The main content area is divided into three columns: 'Curriculum content descriptions', 'Elaborations', and 'General capabilities'. The 'Curriculum content descriptions' column contains text about understanding English in Australia. The 'Elaborations' column lists learning outcomes related to language. The 'General capabilities' column lists 'Literacy' and 'Intercultural understanding'. On the right, 'ScOT terms' include 'Natural languages'. A sidebar on the left titled 'Refine results by' shows 'Year level' as 'F-2' and 'Resource type' with various filters like 'All types', 'Interactive resource', 'Tablet friendly', 'Image', 'Audio', 'Video', 'Collection', 'Teacher resource', 'Assessment resource', 'Dataset', and 'Text'. The main results area shows '15 direct matches to ACELA1426' and a list of resources. The first resource is 'Aboriginal Cultural Studies (ACS) - Community' with a thumbnail image. Below the resource title, it shows 'TLF-ID S6593 | Learning areas: English; History; Mathematics; Science | Year levels: F; 2; 3; 4; 6; 8; 9; 10 | Publisher: Department for Education and Child Development | Updated: 10/04/2020 | Recent usage'. A description follows: 'This Aboriginal Cultural Studies teaching and learning sequence presents 11 inquiry units from Foundation to Year 10 that explore the importance of community; its diversity, cultures, traditions, and impact on our personal wellbeing. The sequence investigates many aspects of community ranging from identifying various cultures ...'. At the bottom of the resource entry are two buttons: 'View details' and 'View resource'.


Select View matching resources for the curriculum content description.

The page displays all digital curriculum resources that fall within the curriculum content selected.

To view a resource, select View resource. To view the details of a resource, select View details.

Step 4

View the details of a resource



The screenshot shows the scootle resource details page. The top navigation bar includes the scootle logo, 'Browse by Australian Curriculum', and 'Tools and resources'. A search bar is present with the text 'Search by keyword or AC code'. Below the search bar, the breadcrumb trail reads 'English / Foundation / Language / Language variation and change'. The main content area is divided into two columns. The left column features a large thumbnail image of the resource. The right column contains the resource title 'Aboriginal Cultural Studies (ACS) - Community' and 'TLF ID S6593'. Below this, a detailed description reads: 'This Aboriginal Cultural Studies teaching and learning sequence presents 11 inquiry units from Foundation to Year 10 that explore the importance of community; its diversity, cultures, traditions, and impact on our personal wellbeing. The sequence investigates many aspects of community ranging from identifying various cultures within our own community and their unique characteristics including language, customs and stories, to specifically exploring the contributions of Aboriginal and Torres Strait Islander peoples to Australian history and communities. Each inquiry unit provides teachers with aligned Australian Curriculum content descriptions, assessment indicators, student activities and related web resources that support each investigation.' At the bottom of the right column is a green button labeled 'View resource'. On the far right, there is an 'Actions' sidebar with buttons for 'Download Content Package' and 'Report issue', along with social media sharing icons for Twitter, Facebook, Send, +1, and Print.

When viewing the details of a digital curriculum resource, you can download the content package or report an issue.

Overview

Australian Curriculum content



The Australian Curriculum page displays all subjects, strands, and content descriptions for each year level that falls within the learning area you selected.

The screenshot shows the Scootle Australian Curriculum page. At the top, there is a search bar with the text "Search by keyword or AC code" and a green search button. Below the search bar, there are links for "Keywords", "Topics", and "Advanced search". The main heading is "English". Below this, there is a paragraph explaining that Scootle resources are aligned with the Australian Curriculum: English and that filters can be used to refine results. To the right of this text is a link to the ACARA website. Below the main heading, there is a "Refine" section with a "Refine by" dropdown menu. The "Refine by" menu is open, showing a list of "Year level" options (All levels, Foundation, Year 1, Year 2, Year 3, Year 4, Year 5, Year 6, Year 7, Year 8, Year 9, Year 10) and a "General capabilities" section with options for "All types" and "Literacy". Below the "Refine" section, there is a "Foundation Year" section with a "Language" dropdown menu. The "Language" menu is open, showing a list of "Language variation and change" options (Language variation and change, Language for interaction). Below the "Language" menu, there is a "View matching resources" button. To the right of the "Language" menu, there are three columns of curriculum content descriptions: "Language", "Literature", and "Literacy". Each column has a list of content descriptions with expandable arrows. The "Language" column includes "Language variation and change" and "Language for interaction". The "Literature" column includes "Literature and context", "Responding to literature", "Examining literature", and "Creating literature". The "Literacy" column includes "Texts in context", "Interacting with others", "Interpreting, analysing, evaluating", and "Creating texts".

Refine
The Refine section allows you to filter your results by selecting **Year levels**, **General capabilities**, and **Cross-curriculum priorities**.

Select the desired year level and/or general capabilities and/or cross-curriculum priorities and select Apply filters. The search will be conducted.

Curriculum content description
This is a brief outline of the curriculum element that will be covered.

View matching resources
Select to view elaborations and digital curriculum resources linked to the selected curriculum content descriptions.

Australian Curriculum Assessment and Reporting Authority

This link goes to the ACARA website, which will open in the current window.

Year level

Jump from one year level curriculum results to another using these year level links.

Overview

Elaborations and digital resources



This page displays the Curriculum content descriptions, Elaborations and related digital resources that fall within the curriculum content selected.

View on Australian Curriculum website

This link will open a new window displaying the content from the Australian Curriculum website.

Curriculum content descriptions

A brief outline of the curriculum element that will be covered.

Refine results by

The Refine results by section allows you to further refine your results by resource type.

Select the desired resource type(s), then click Apply filters at the bottom of the box. The search will be conducted *within* the current search results, narrowing down the number of items returned.

Refine by source

This Refine by source section provides a list of sources for the relevant resources.

Selecting a source restricts the results to the items related to the source.

Refine by topic

This Refine by topic section provides a list of topics related to the search results, with the number of related items displayed beside each topic.

Selecting a related topic restricts the results to items also related to that topic.

The screenshot shows the Scootle website interface. At the top, there are navigation links: Help, Register, Student login, Guest login, and Login. Below this is the Scootle logo and a search bar with the text 'Search by keyword or AC code'. The search results are for 'English / Foundation / Literature / Responding to literature'. The results are displayed in a grid with three columns: Curriculum content descriptions, Elaborations, and General capabilities. The Curriculum content descriptions section shows 'Share feelings and thoughts about the events and characters in texts (ACELT1783)'. The Elaborations section lists three bullet points: 'talking about stories and authors, choosing favourites, discussing how students feel about what happens in stories', 'using art forms and beginning forms of writing to express personal responses to literature and film experiences', and 'talking about people, events and ideas in texts, enabling students to connect them to their own experiences and to express their own opinions about what is depicted'. The General capabilities section lists 'Literacy' and 'Personal and social capability'. Below the grid, there is a section titled '5 direct matches to ACELT1783'. The first result is 'Playing with texts' (TLF-ID: M019077), which is a teaching resource containing interactive activities. The second result is 'Who are the families of the world?' (TLF-ID: M017767), which is a unit of work about the diversity of families. The third result is 'The Buyungurra who didn't listen' (TLF-ID: M019892), which is a story about a traditional Malagasy story.

Elaborations

A list of tasks involved in order to satisfy the curriculum element.

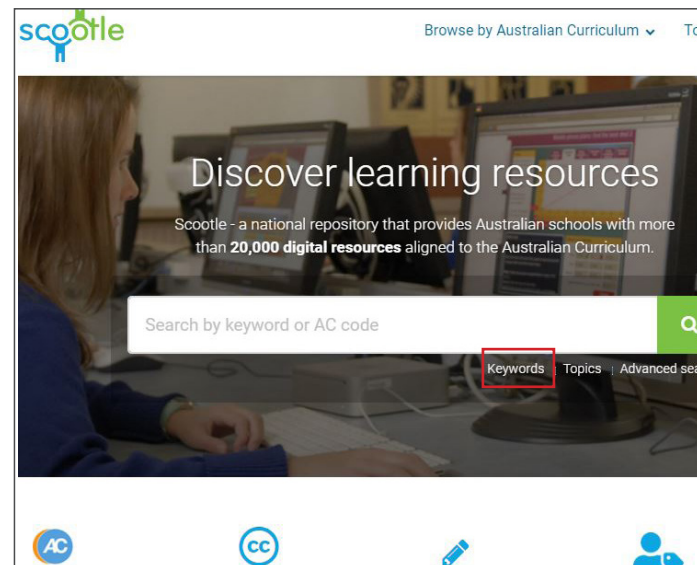
Sorting results

The results can be sorted according to relevance, title (alphabetically), rating, or popularity.

How to Browse content alphabetically

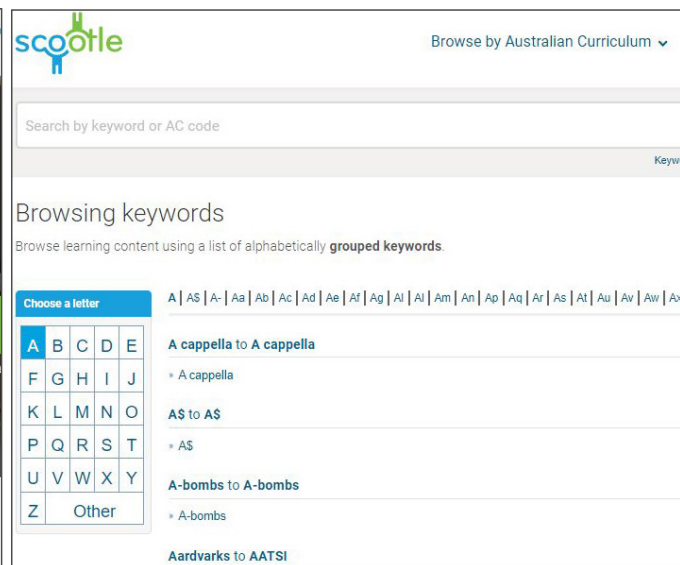


Step 1 Select Keywords



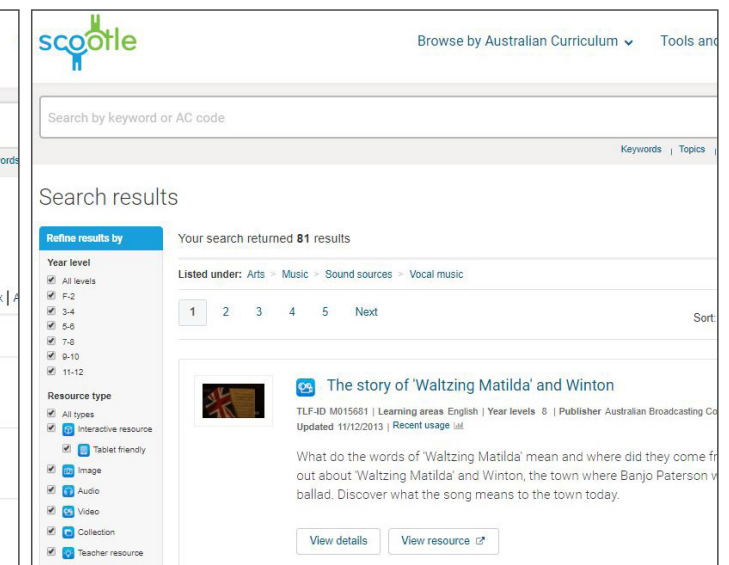
Keywords allows you to browse learning content using a list of alphabetically grouped keywords. Begin by selecting Keywords under the Search box.

Step 2 Choose a letter and select a keyword



You can select a letter of the alphabet, each of which is divided into alphabetically sorted keywords and key phrases. Select a keyword or phrase to view the matching learning content.

Step 3 Browse the search results

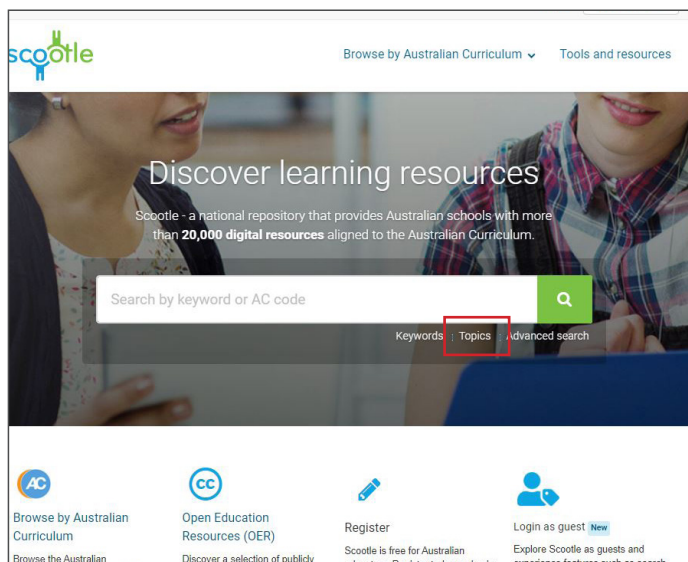


You can view the search results as a list, which is the default, or a gallery by selecting the appropriate content. Find out more about changing the search results on page 20.

How to Browse content by topic

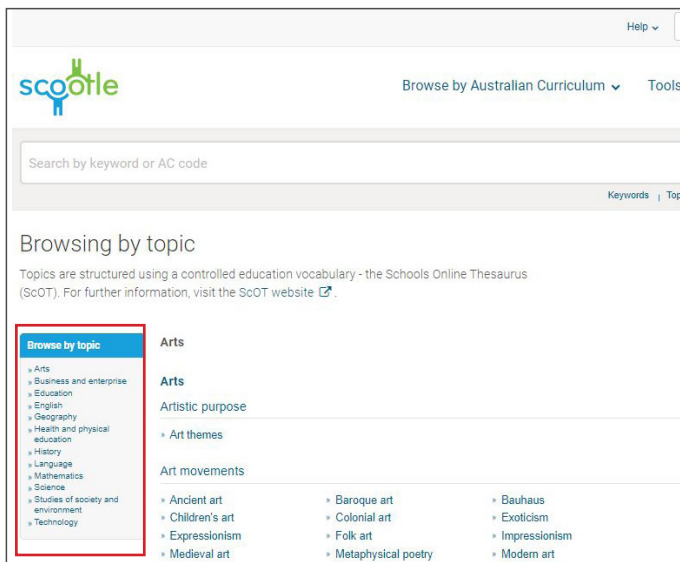


Step 1 Select Topics



Begin by selecting Topics under the Search box.

Step 2 View all subtopics within a topic



The Browse by topic page allows you to browse learning content by topic.

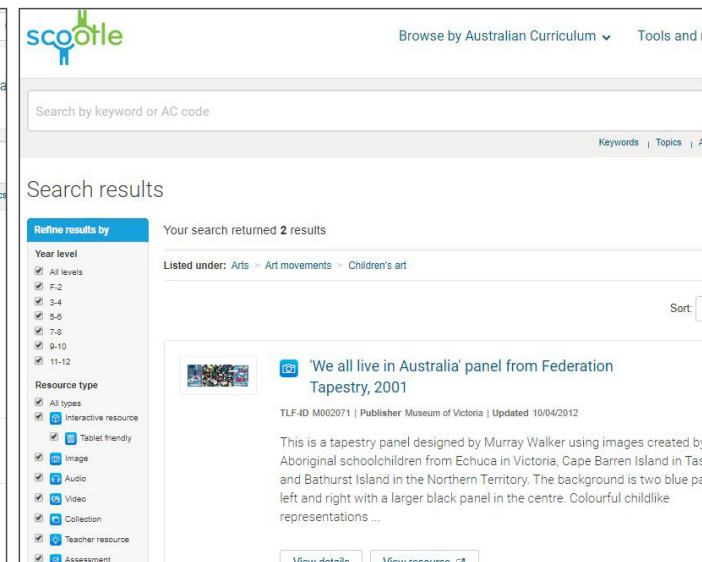
Topics are structured using a controlled education vocabulary - Schools Online Thesaurus (ScOT)¹ - and include Arts, Business and enterprise, Education, Health, History, Language, Mathematics, Science, Society, and Technology.

Selecting a broad topic in the Browse by topic box will display the subtopics. Each subtopic is further divided into relevant keywords.

Selecting any topic, subtopic or keyword on the main area of the page takes you to a page that displays all results related to your selection.

¹ For further information about ScOT, visit <http://scot.curriculum.edu.au/>.

Step 3 Browse the search results



You can view the search results as a list, which is the default, or a gallery, by clicking the appropriate icon.

Find out more about changing the search results on page 20.



Understanding and refining search results

Processes and functions

Overview

Search results page



The screenshot shows the Scootle search results page for the keyword 'language'. The page includes a header with the Scootle logo, navigation links, and a search bar. The search results are displayed in a list view, showing three results. On the left, there are three filter sections: 'Refine results by' (Year level, Resource type, Learning area), 'Refine by source', and 'Refine by topic'. The 'Refine results by' section has checkboxes for various filters. The 'Refine by source' section shows a list of sources with their respective item counts. The 'Refine by topic' section shows a list of topics with their respective item counts. The search results are sorted by relevance, and there are buttons to change the view (list or gallery) and to apply filters.

Refine results by

The refine results by section allows you to further filter your results by selecting Year levels (useful mainly for learning objects and collections), Resource types and/or a Learning area.

Select the desired year level, resource type(s), and/or learning area, then click Apply filters at the bottom of the box. The search will be conducted *within* the current search results, narrowing the number of items returned.

Refine search by source

The Refine by source section provides a list of sources for the relevant resources.

Selecting a resource restricts the results to the items related to the source.

Refine by topic

The Refine by topic section provides a list of topics related to the search results, with the number of related items displayed beside each topic.

Selecting a related topic restricts the results to items also related to that topic.

Changing results view

You can change between list view, which is the default view, and gallery view, by selecting the list or gallery icons.

Sorting results

The results can be sorted according to relevance, title (alphabetically), rating or popularity.

How to Change the search results view



Toggle from list view to grid view by selecting the icons below.

Option 1 - List view

Help Guest User

Browse by Australian Curriculum Tools and resources

Search by keyword or AC code

Keywords Topics Advanced search

Search results

Refine results by

Your search for 'language' returned 5185 results

Listed under: Language

1 2 3 4 5 6 7 8 9 Next

Sort: Relevance

Language features

TLF-ID M012785 | Learning areas English | Year levels 7 | Publisher Education Services Australia | Updated 28/01/2015 | Recent usage

This is a resource for instructional leaders and teachers that contains a video vignette and supporting text on explicit teaching about how language features shape meaning, especially in regard to punctuation and grammar, in a year 7 class. The teacher demonstrates explicit teaching in one of a planned sequence of lessons, ...

View details View resource

Option 2 - Grid view

Help Guest User

Browse by Australian Curriculum Tools and resources

language

Keywords Topics Advanced search

Search results

Refine results by

Your search for 'language' returned 5185 results

Listed under: Language

1 2 3 4 5 6 7 8 9 Next

Language features

TLF-ID M012785

Details View

Language features

TLF-ID M012787

Details View

Traditional language

TLF-ID M016952

Details View

Overview

Search result display



Resource icon and title

An icon indicating the type of learning resource appears to the right of the resource thumbnail, if any. The title of the resource appears to the right of the icon indicating the source of the resource.

Moving your mouse pointer over the resource icon will display what type of resource it is. Clicking the title takes you to the details page of the content.

Description

Each search result displays a short description of the digital curriculum resource. For more detailed information, select the View details button.

ID, Learning areas, Year levels, Publisher name, Published date, Rating and usage



Below the content title is a section that displays the ID, Learning areas, Year levels, Publisher name, Published (date), rating and usage of the resource. (Note: The Learning area and Year level values only appear for learning objects and collections.)

Moving your mouse pointer over Usage will display a number of statistics for the resource, such as how many people have viewed the resource, and how many learning paths it has been added to.

View details and View resource

View details takes you to the details page of the resource.

View resource opens the learning content in a new browser tab or window.





The language of criticism

TLF-ID M017289 | Learning areas English | Year levels 10 | Publisher Australian Broadcasting Corporation | Updated 05/03/2014

Language is a powerful tool and the way it is used can sometimes disempower or devalue people and their ideas. Listen to young art critic and aspiring painter Robert Hughes as he discusses the Beat Generation. Explore how questions can be used to influence listeners and how language can reveal the attitudes and values of ...

[View details](#) [View resource](#)



Persuasive Language

TLF-ID M019103 | Learning areas English | Year levels 7; 8; 9; 10; 11; 12 | Publisher IP Awareness Foundation | Updated 14/11/2017 | [Recent usage](#)

This PDF provides a valuable reference guide and teaching and learning resource for students and teachers on the purpose, features and influence of written and visual persuasive texts. The text provides the reader with information on the techniques employed in creating persuasive texts including appealing to emotions through ...

[View details](#) [View resource](#)



Viewing learning content

Exploring audio and video content, learning objects and images

Overview

View details page - Education details



Selecting View details from a Search results page opens a preview of the content with its key information. The information displayed varies according to whether the content is a learning object or a digital resource.

Help ▾ Guest User ▾

scootle

Browse by Australian Curriculum ▾ Tools and resources

Search by keyword or AC code

Q

Keywords | Topics | Advanced search

Back to search results

Carbon dioxide and the oceans

TLF ID M008898

This is a colour video clip describing how carbon dioxide emissions from the burning of fossil fuels are increasing global temperatures and causing acidification of the oceans. It features two New Zealand scientists, hydrologist Dr Dave Campbell of the University of Waikato, who talks about atmospheric water vapour, and marine chemist Professor Keith Hunter of the University of Otago, who explains how carbon dioxide dissolves in the ocean. Computer models depicting changing temperatures over the surface of the globe are included.

View resource ↗

Actions

Report issue

Twitter Facebook Send +1 Pin it

Educational details

View in Australian Curriculum (11)

Educational details

Educational value

- The Earth's climate is strongly influenced by the greenhouse effect, in which some atmospheric gases such as water vapour, carbon dioxide and methane trap infra-red radiation emitted from the Earth's surface. This causes temperatures on Earth to be warmer than they would be without an atmosphere, which is called 'global warming' or 'climate change'. The amount of water vapour in the atmosphere is in turn controlled by the temperature.

Topics

Acidification;
Carbon dioxide;
Climate change;
Global warming;
Greenhouse effect;
Greenhouse gases;
Oceans;
Water vapour

Learning area

Back to search results

Select Back to search results to continue searching.

Thumbnail image

The details page displays a small preview image of the resource.

Educational details

The Educational details tab contains information about the learning outcomes for learning objects and information about the educational value for digital curriculum resources.

Actions

Select Report issue if the resource does not function correctly.

View in Australian Curriculum

Select the View in Australian Curriculum tab to view related curriculum information for the learning content selected.

Overview

View details page - Australian Curriculum



Selecting the View in Australian Curriculum tab from the details page displays a list of available Curriculum content descriptions and Elaborations linked to the resource selected.

Back to search results

Select Back to search results to continue searching.

HelpGuest User


scootle

Browse by Australian CurriculumTools and resources

Search by keyword or AC code

KeywordsTopicsAdvanced search

Back to search results



Carbon dioxide and the oceans

TLF ID M008898

This is a colour video clip describing how carbon dioxide emissions from the burning of fossil fuels are increasing global temperatures and causing acidification of the oceans. It features two New Zealand scientists, hydrologist Dr Dave Campbell of the University of Waikato, who talks about atmospheric water vapour, and marine chemist Professor Keith Hunter of the University of Otago, who explains how carbon dioxide dissolves in the ocean. Computer models depicting changing temperatures over the surface of the globe are included.

View resource

Actions

Report issue

TwitterFacebookSend+1Pin it

Educational detailsView in Australian Curriculum (11)

12

Back to search results

Science / Year 8 / Science Understanding / Physical sciences

Curriculum content descriptions

Energy appears in different forms, including movement (kinetic energy), heat and potential energy, and energy transformations and transfers cause change within systems (ACSSU155)

Elaborations

- recognising that kinetic energy is the energy possessed by moving bodies
- recognising that potential energy is stored energy, such as gravitational, chemical and elastic energy
- investigating different forms of energy in terms of the effects they cause, such as gravitational potential causing objects to fall and heat energy

ScOT terms

- Energy conversion
- Mechanical energy
- Heat

Curriculum content descriptions

This contains a brief outline of the curriculum element that will be covered.

Elaborations

This lists the tasks involved in order to satisfy the curriculum element.

How to view content



Viewing learning objects



Selecting View resource from a search result opens the resource in a new browser window or tab.

If the resource is a learning object, it opens to fill the window.

Viewing images



If the content is an image, selecting View content opens a resource large version of the image with key creation and acknowledgement information.

'Maggie's ABC book 2020', Museum of Applied Arts & Sciences.

Viewing audio and video content



If the content is video or audio, selecting View opens a new window with a small media player embedded and acknowledgement information.

'May Gibbs's inspiration from the Australian bush' - copyright Australian Broadcasting Corporation and Education Services Australia Ltd 2012. Digital content copyright Australian Broadcasting Corporation 2012.